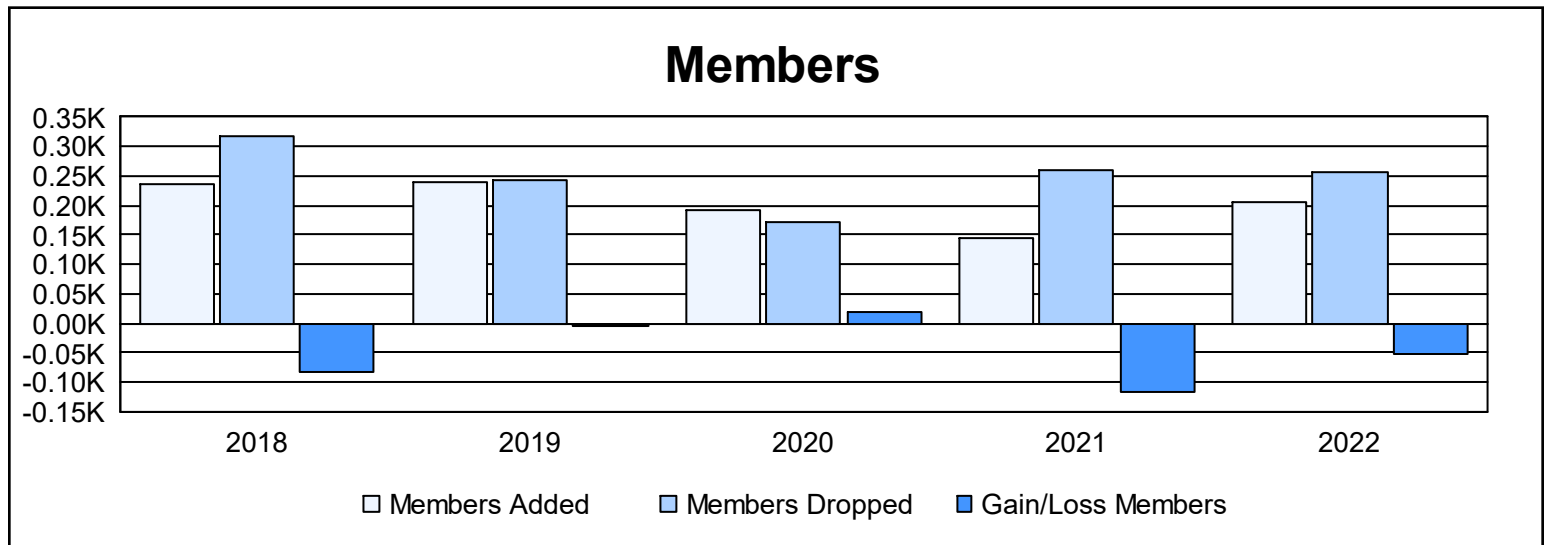
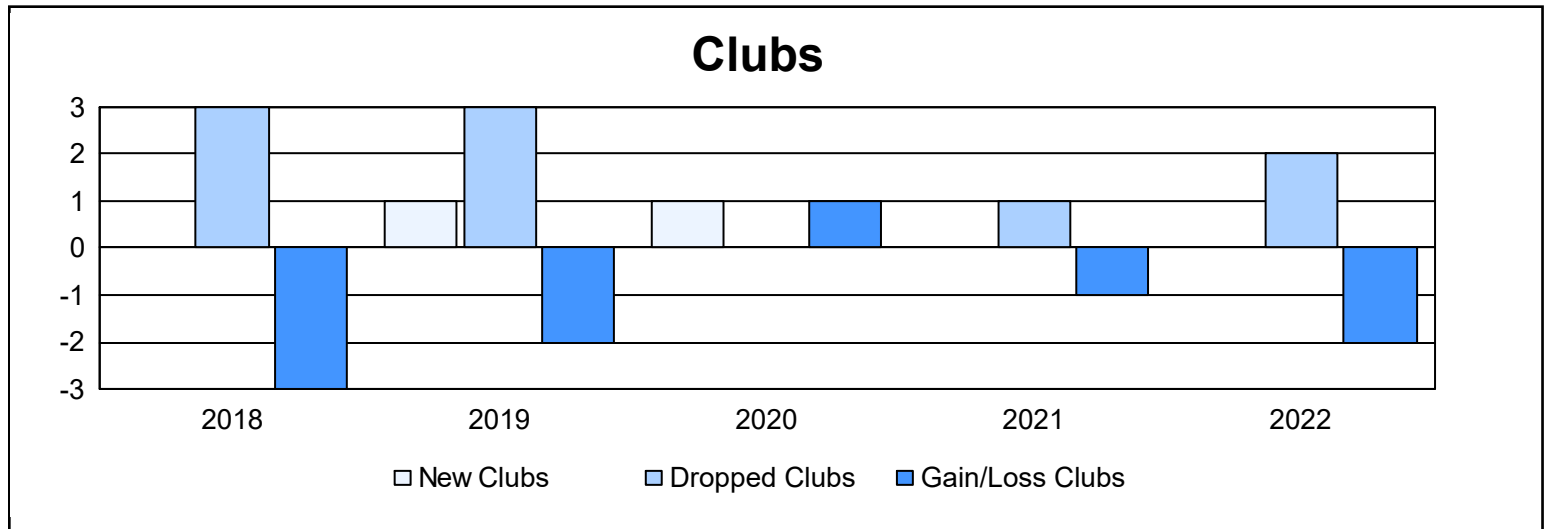
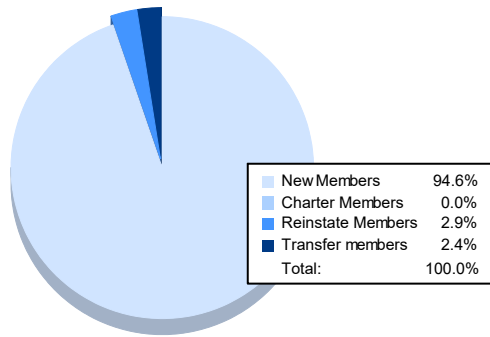


| Year           | New Clubs | Dropped Clubs | Gain/ Loss Clubs | New Members | Charter Members | Reinstate Members | Transfer Members | Total Member Added | Total Members Dropped | Gain/ Loss Members |
|----------------|-----------|---------------|------------------|-------------|-----------------|-------------------|------------------|--------------------|-----------------------|--------------------|
| 2017-2018      | 0         | 3             | -3               | 193         | 20              | 8                 | 16               | 237                | 319                   | -82                |
| 2018-2019      | 1         | 3             | -2               | 172         | 54              | 4                 | 9                | 239                | 244                   | -5                 |
| 2019-2020      | 1         | 0             | 1                | 159         | 23              | 8                 | 3                | 193                | 173                   | 20                 |
| 2020-2021      | 0         | 1             | -1               | 122         | 7               | 8                 | 6                | 143                | 261                   | -118               |
| 2021-2022      | 0         | 2             | -2               | 194         | 0               | 6                 | 5                | 205                | 256                   | -51                |
| <b>Average</b> | <b>0</b>  | <b>2</b>      | <b>-1</b>        | <b>168</b>  | <b>21</b>       | <b>7</b>          | <b>8</b>         | <b>203</b>         | <b>251</b>            | <b>-47</b>         |



### Membership Composition June 2022 Cumulative



### Gender Composition June 2022 Cumulative

